


BP2

Safety

Miniature Self Regulating Automatic Door Safety Beam Sensor

Intelligent safety beam sensor designed to fit the slimmest of door profiles with a detection range of up to 12m

- **Increased Pedestrian Safety**
Single or double set of infrared safety beams in the door close zone prevent door closure when the light beam is broken
- **Large Detection Range**
Detection range of up to 12m
- **Simple to Install**
Automatic sensitivity adjustment and recognition of a single or double set of safety beams simplify installation
- **Extremely Reliable**
Excellent resistance to the negative effects of sunlight and artificial light



CE


www.hotron.com



HOTRON
AUTOMATIC DOOR SENSORS


BP2

Safety



Technical Specification


Accessories



BP-HEAD2-6RT
Pair of sensor heads for the BP2 with 6M cables



BP Controller
Controller for the BP2



BP-HEAD2-10RT
Pair of sensor heads for the BP2 with 10M cables

Model	BP2-1 (One Beam)	BP2-2 (Two Beams)
Detection Method	Active Infrared Detection	
Detection Range	0 to 12m (0 to 39ft)	
Sensor Dimensions	Controller: 65mm (W), 45mm (H), 18mm (D) Sensor Head: 16mm diameter	
Power Supply	12 to 24V AC or DC \pm 10%	
Power Consumption	<40mA	<45mA
Output Relay	1C type (one switching contact) 50V DC; 0.1A (resistance load)	
Response Time	50ms	
Relay Hold Time	0.3sec	
LED Indication	Power On	= Red
	Beam 1 interrupted	= Red OFF Once
	Beam 2 interrupted	= Red OFF Twice
	Both Beams interrupted	= Red OFF Three times
Sensitivity Adjustment	Separate sensitivity adjustment for both sets of beams (Potentiometer)	
Cable Length	BP2-1 & BP2-2: 6m, BP2-1L & BP2-2L: 10m	
Sunlight Resistance	150,000 Lux	
Artificial Light Resistance	50,000 Lux	
Operating Temperature	-35°C to +55°C, (-31°F to 131°F)	
Weight	235g (0.51 lbs)	370g (0.81 lbs)
Available Products	BP2-1: One controller / One set of sensor heads with 6m cable BP2-2: One controller / Two sets of sensor heads with 6m cable BP2-1L: One controller / One set of sensor heads with 10m cable BP2-2L: One controller / Two sets of sensor heads with 10m cable	
Equipment Provided	One Controller	One Controller
	One set of sensor heads with cables	Two sets of sensor heads with cables
	Installation Instructions	Installation Instructions

Dimensions

